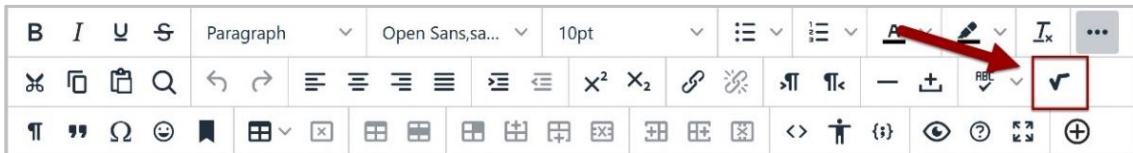


# USING THE ULEARN MATH EDITOR

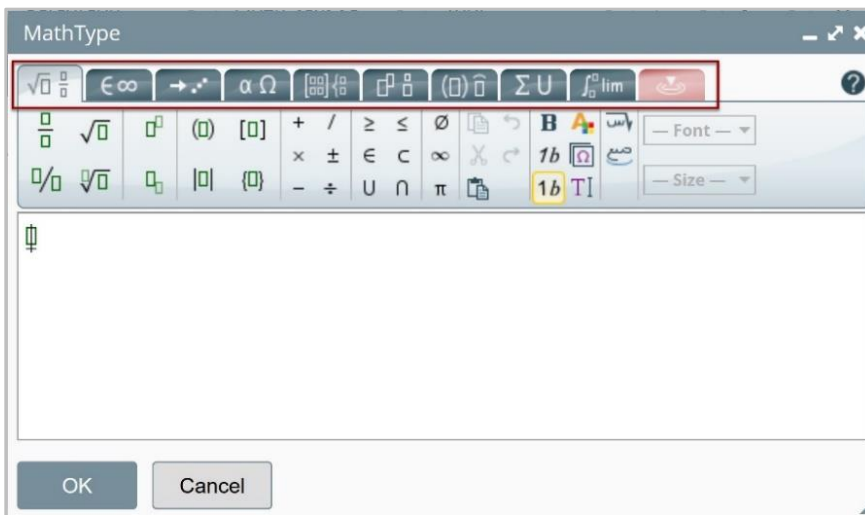
This user guide will familiarize you with working with ulearn’s math editor to build equations, formulas, and other math components. The math editor is used to create accessible mathematical formulas and equations in ulearn.

## Instructions

1. Click the **Math Editor icon (v)** on the text editor tools.

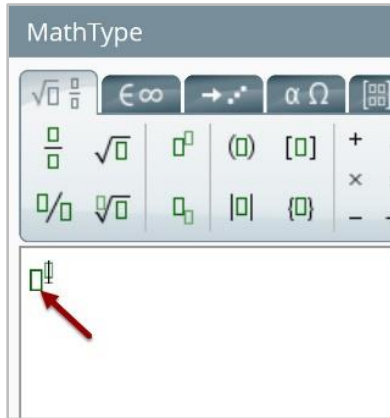


2. In the Formula Editor window, use the templates or individual math components to create formulas or equations.

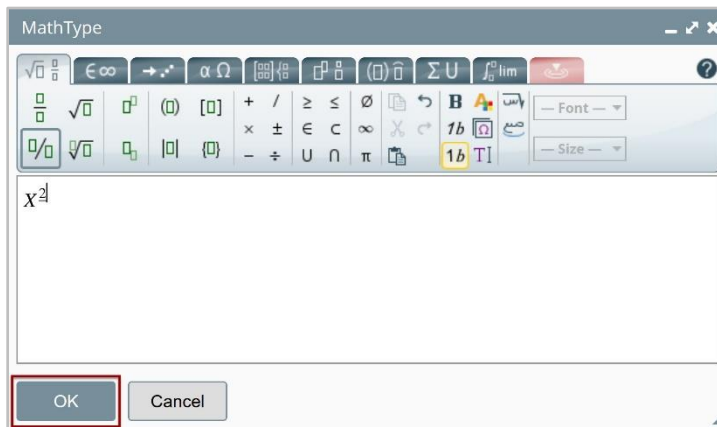


3. Construct your formula or equation
  - a. To construct a formula or equation, click on a **formula** or **equation template** to insert blank squares into the formula editor text.
  - b. Click on the **blank squares** to enter in math numbers, variables, and other equation components.
  - c. Continue inserting formula or equation templates to build the complete math equation or formula.

# USING THE ULEARN MATH EDITOR



4. After entering in the desired formula or equation, click **OK** to close the formula editor and insert the formula into the text editor.



5. The new math formula or equation is viewable in the text editor box.

