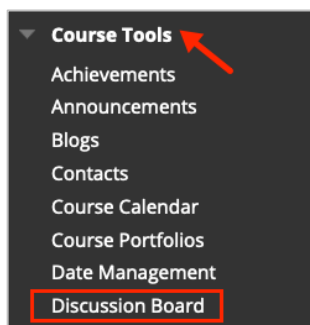


DISCUSSIONS NEEDS GRADING STATUS

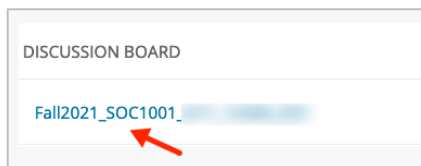
Do you require your students to make more than one post in a discussion forum? If you use the Needs Grading function, there is an option to change the discussion forum settings to show the *needs grading* status icon 🟡 in the Grade Center after students have posted the required number of times. Students who have posted in the forum, but have not yet reached the required number of posts show as *in progress* 🔵. This option is only available when discussion boards are set up to be graded.

Instructions

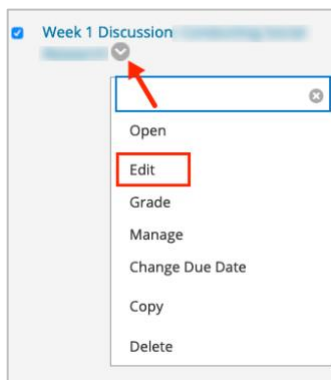
1. From the Course Tools menu select **Discussion Board**.




2. Select the **course name and ID** from the Discussion Board page.

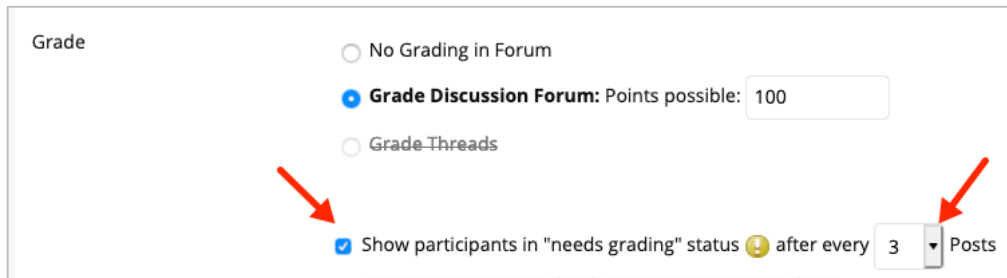


3. Click the **down arrow** next to the forum name and select **Edit**.



DISCUSSIONS NEEDS GRADING STATUS

4. In the Grade section, check the box next to **Show participants in “needs grading” status**. Choose **how many posts** you want the students to make (new threads and replies count) before the yellow exclamation  appears in the grade center column.






Grade

No Grading in Forum

Grade Discussion Forum: Points possible:

Grade Threads

Show participants in "needs grading" status  after every Posts

5. In the Grade Center, once students have participated, but before the student reaches the required number of posts, you will see the **In Progress** icon . Once the student makes the required number of posts, the **Needs Grading** icon  appears.

