

# EXPORT/IMPORT A RUBRIC

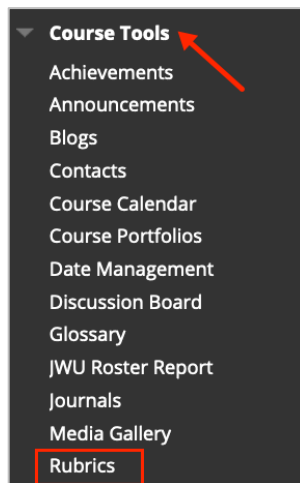
You can export a rubric you previously [created](#) in ulearn and import it into another course.

---

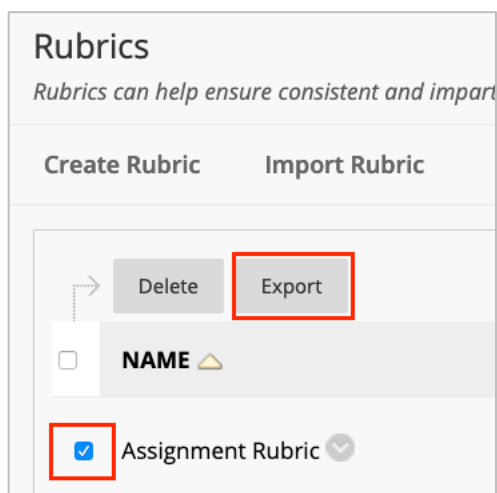
## Instructions

### Export a Rubric

1. On the left menu click **Course Tools** to expand the menu. Click **Rubrics**.



2. On the Rubrics page, select the check box next to the name of the rubric you and click **Export**.



3. On the Rubric's Export Settings Page, accept the default option "export to local computer" and click **Submit**.

# EXPORT/IMPORT A RUBRIC

**EXPORT LOCATION**

Choose a location for exported rubric(s).

Export to Local Computer.  Export to Content Collection.

Click **Submit** to proceed.

Cancel **Submit**

4. On the Download Exported Rubric(s) page, click **Download**. Then click **OK**.

**Download Exported Rubric(s)**

Click the button below to download exported rubric(s) to the local computer.

**DOWNLOAD**

← **OK**

5. If a message pops up asking to download the rubric, click **Save File** and then **OK**. The file will be downloaded to your Downloads folder by default.

Opening Rubric\_ExportFile\_PRACTICE\_COURSE\_DDEMELO\_16329373965... X

You have chosen to open:

...\_ExportFile\_PRACTICE\_COURSE...;2937396540.zip  
which is: Compressed (zipped) Folder (4.9 KB)  
from: <https://ulearn.jwu.edu>

What should Firefox do with this file?

Open with Windows Explorer (default)

Save File

Do this automatically for files like this from now on.

**OK** Cancel

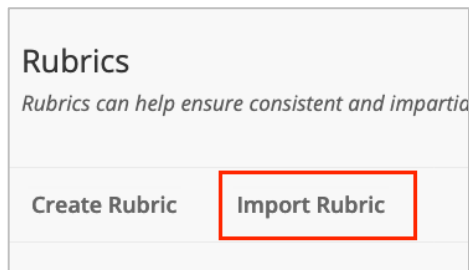
	Name	Date modified
Quick access		
Desktop		
Downloads		
	Today (1)	
	Rubric_ExportFile_PRACTICE_COURSE_D...	9/29/2021 1:43 PM

# EXPORT/IMPORT A RUBRIC

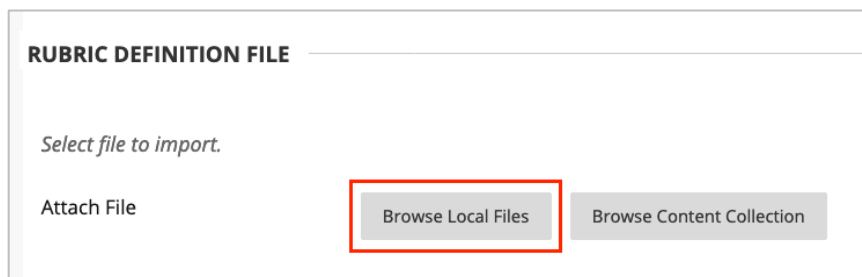
## Import a Rubric

After following the steps above, do the following to import the rubric into a new course.

1. On the Rubrics page, click **Import Rubric**.



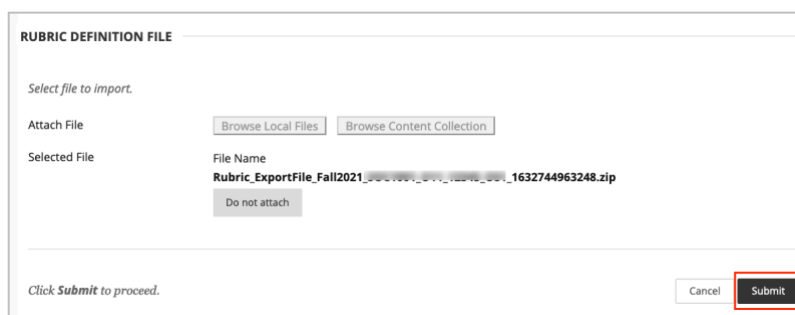
2. On the Import Rubric page, click on **Browse Local Files** to locate the file previously exported.



3. Unless you were asked to save the file to another location, navigate to your **Downloads folder**, and double click the previously exported rubric file.

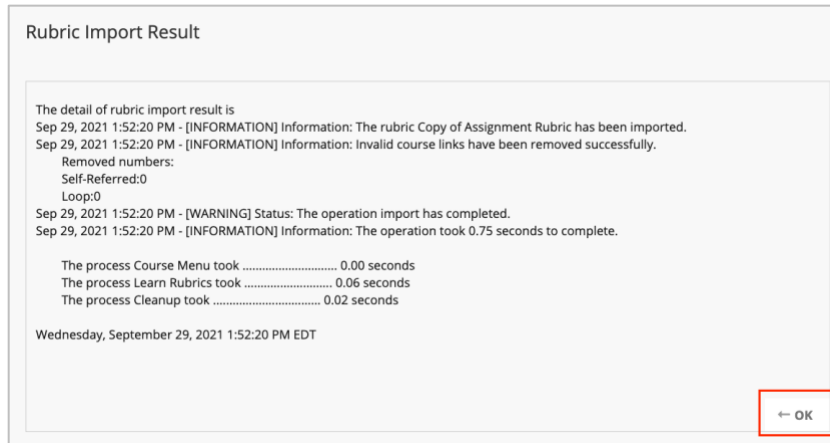


4. The file has been selected. Click **Submit**.



# EXPORT/IMPORT A RUBRIC

5. The rubric has been successfully imported. Click **OK** to continue.



To associate this rubric in ulearn, please see the [Associate a Rubric](#) user guide.