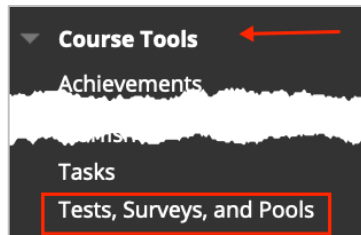


ITEM ANALYSIS (TESTS)

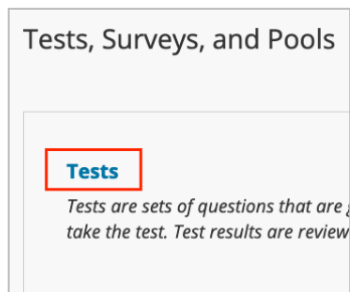
Item analysis allows you to view statistics regarding the performance of tests and individual test questions. This information helps to recognize which questions might not accurately capture student performance through statistical analysis. This information can help you review quizzes and tests in ulearn.

Instructions

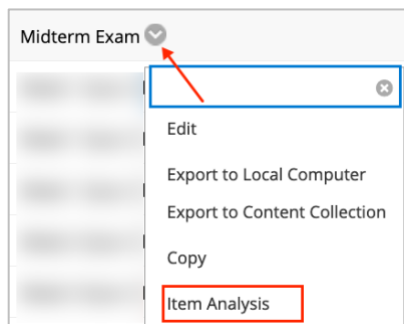
1. Click **Course Tools** on the left menu. Select **Tests, Surveys, and Pools**.



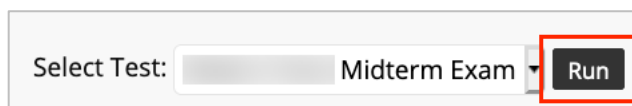
2. Click **Tests**.



3. Locate the test you would like to analyze and from the **down arrow** select **Item Analysis**.



4. Select the test from the drop down menu and click **Run**.



ITEM ANALYSIS (TESTS)

- Once analyzed, click on the test link below **Available Analysis**.

▼ **Available Analysis** ↗

Week 4 Test: Midterm Exam - September 16, 2021 9:35 AM

- The **Test Summary** shows overall test information including average score and average time it takes students to complete.

Test Summary					
100	103	0	16	90.00	00 hr 28 min
Possible Points	Possible Questions	In Progress Attempts	Completed Attempts	Average Score	Average Time

- Questions are sorted by **Difficulty** and **Discrimination**. Difficulty is measured by the percentage of students who answered the question correctly. Discrimination sorts the questions based on students' knowledge of the content. Questions are listed as good when students answered the question correctly and did well on the test.

Discrimination	Difficulty
24 Good Questions 12 Fair Questions 11 Poor Questions 56 Cannot Calculate	85 Easy Questions 18 Medium Questions 0 Hard Questions

- Choose **Filters**. Filters allow you to look at a specific group of questions. Click **Go** to view the filtered questions.

Filter Questions

Select Question Type: All Question Types ↗ |
 Select Discrimination: All Discrimination ↗ |
 Select Difficulty: All Difficulty ↗ |
 Go Reset Filter