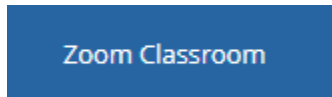


ZOOM: START CLASS MEETING ULEARN

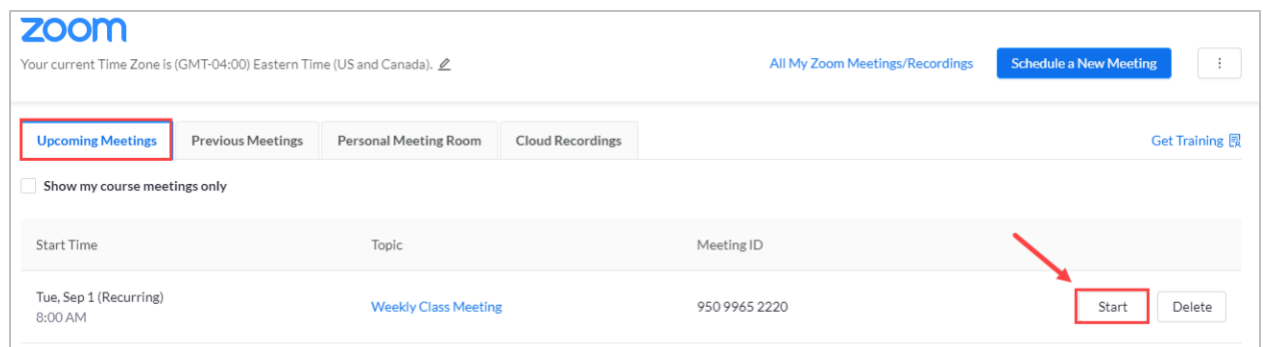
When ready to start your class meeting, go to the link you created in ulearn to start the meeting. Remember to [create your meetings](#) first in ulearn.

Instructions

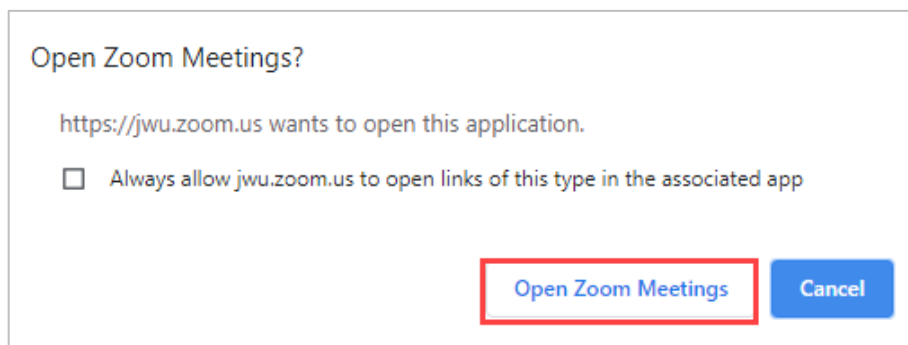
1. In your ulearn course, click the link on the left menu you [created](#) for your Zoom class meeting.



2. In the **Upcoming Meetings** tab, your meeting is listed. Click **Start** to begin the meeting.



3. A dialog box appears, click on **Open Zoom Meetings**.



4. You will be prompted with joining the meeting with your computer audio. It is recommended that you test your [audio settings](#) to ensure it is working. If there are difficulties with computer audio, you can click the Phone Call tab and dial in with your phone.

ZOOM: START CLASS MEETING ULEARN

