


USUCCEED: CONNECT & STAY ON TRACK

Through uSucceed you are able to identify actions that are needed to ensure your success and connect to people and services that are available to help you succeed.

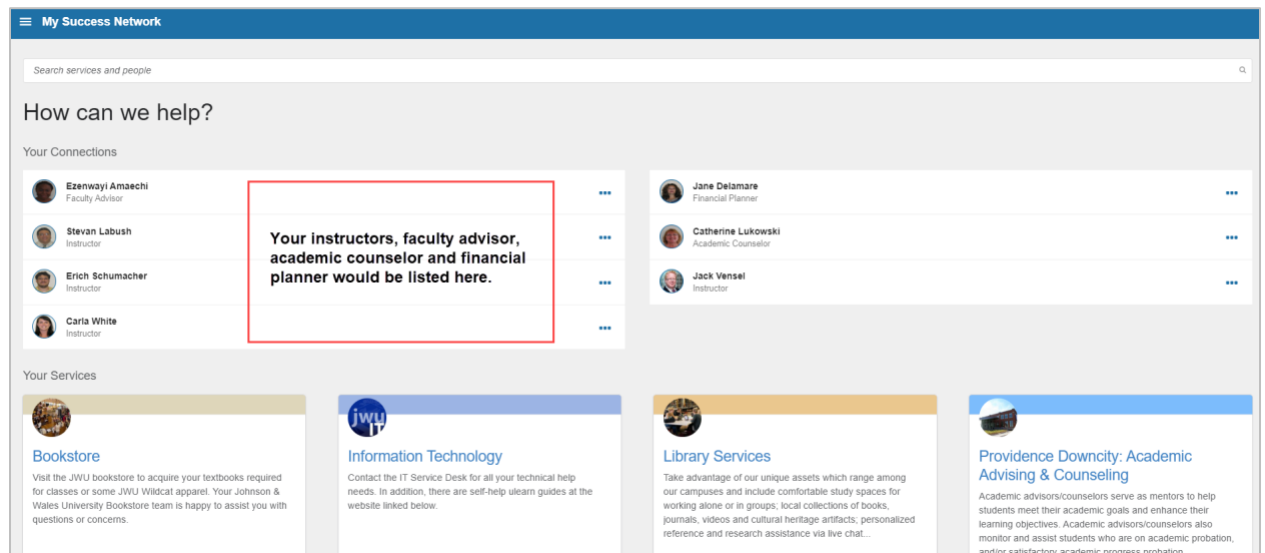
Instructions:

1. Access uSucceed by clicking on the **uSucceed tab** in the top right corner of your ulearn screen.



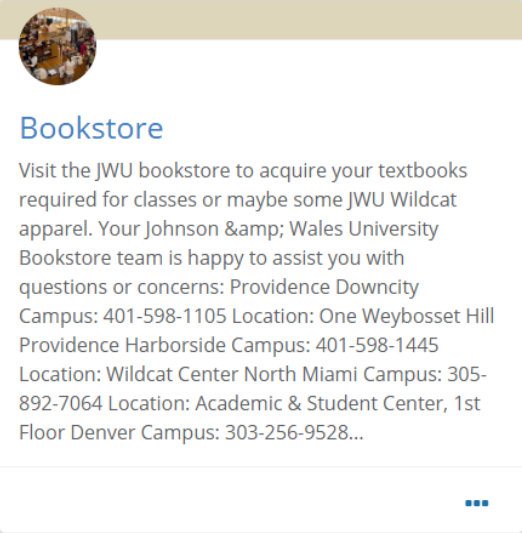
Success Network:

The My Success Network page will list the people who are part of your success network at JWU. This includes your instructors, faculty advisor, academic counselor, financial planner, etc.



Other Services not listed can be found right underneath the success network by clicking **Show Other Services**.

Your Services

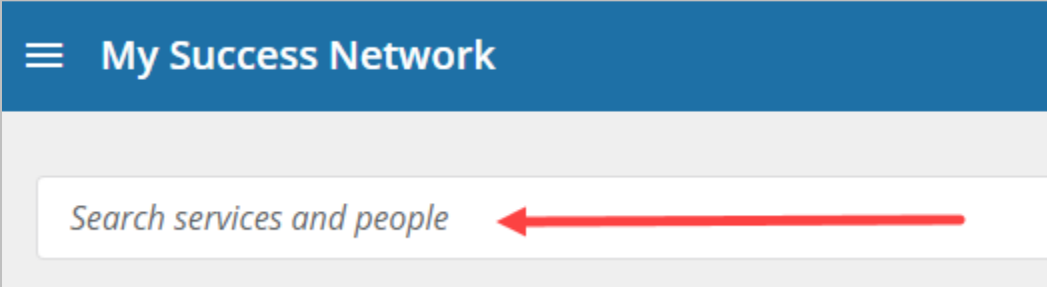


Bookstore

Visit the JWU bookstore to acquire your textbooks required for classes or maybe some JWU Wildcat apparel. Your Johnson & Wales University Bookstore team is happy to assist you with questions or concerns: Providence Downcity Campus: 401-598-1105 Location: One Weybosset Hill Providence Harborside Campus: 401-598-1445 Location: Wildcat Center North Miami Campus: 305-892-7064 Location: Academic & Student Center, 1st Floor Denver Campus: 303-256-9528...

SHOW OTHER SERVICES

If the service you are looking for is not shown it can be searched in the search bar at the top of the box (names can also be searched if looking for a particular person).



☰ My Success Network

Search services and people ←

Courses

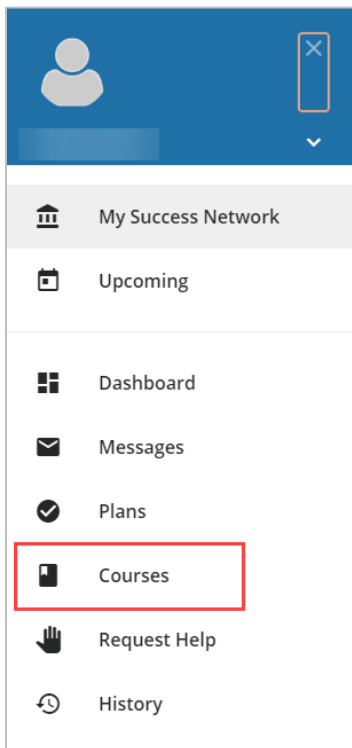
To view your courses, click on the menu located on the upper left corner.



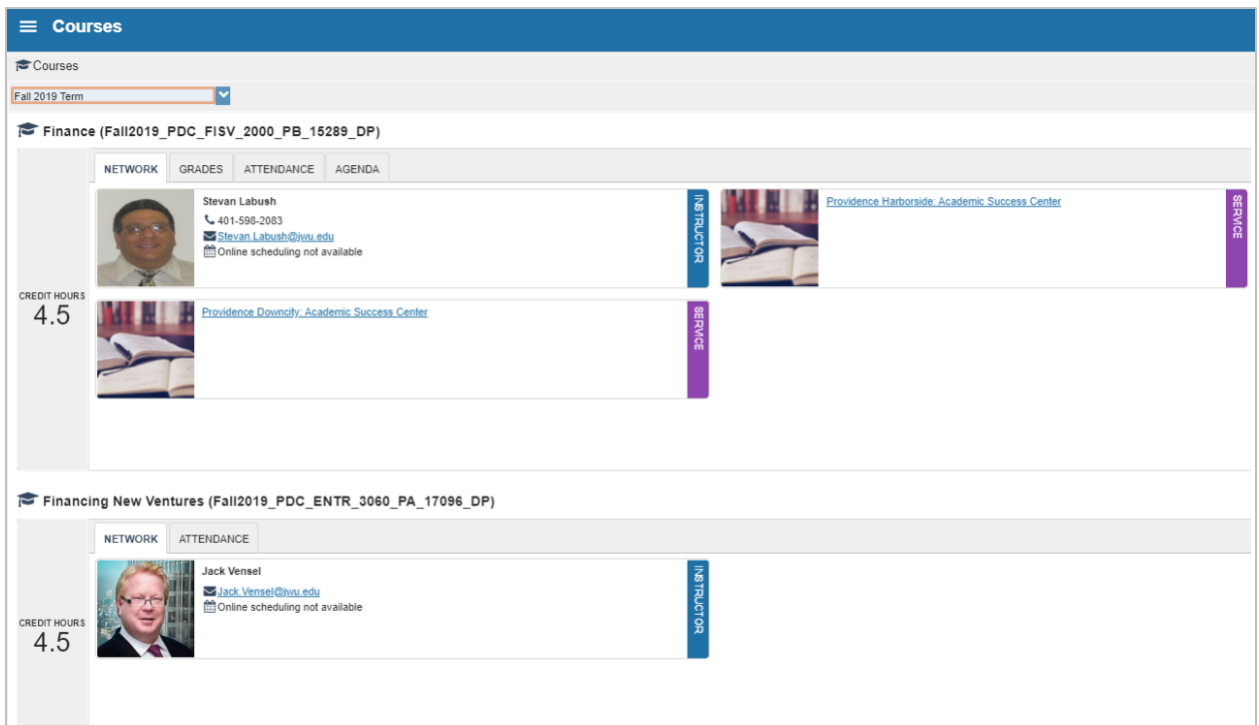
☰ My Success Network

Click on **Courses** to see your list of courses.

USUCCEED: CONNECT & STAY ON TRACK

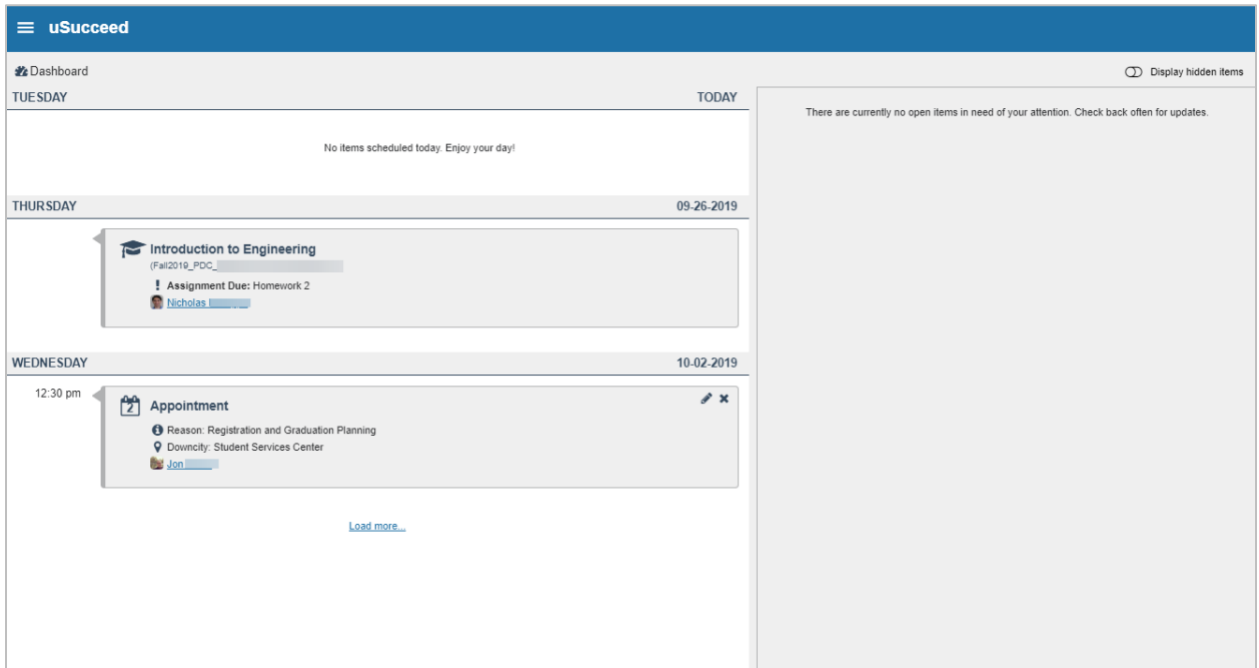


Your courses and instructors will be listed as well as services related to your campus.



Dashboard:

The dashboard allows you to see your classes as well as any appointments you may have with instructors or anyone in your success network.



The screenshot shows the uSucceed dashboard interface. At the top, there is a blue header with the uSucceed logo and a menu icon. Below the header, the dashboard is divided into sections for different days of the week. The current view is for Tuesday, labeled 'TUESDAY' and 'TODAY'. A message states: 'No items scheduled today. Enjoy your day!'. The next section is for Thursday, labeled 'THURSDAY' and '09-26-2019'. It features a card for 'Introduction to Engineering' (Fall 2019_PDC) with a warning icon and the text 'Assignment Due: Homework 2' by Nicholas. The following section is for Wednesday, labeled 'WEDNESDAY' and '10-02-2019'. It shows an appointment at 12:30 pm with a calendar icon, titled 'Appointment' by Jon. The appointment details include: Reason: Registration and Graduation Planning, and Location: Student Services Center. A 'Load more...' link is visible below the appointment card. On the right side of the dashboard, there is a grey panel with the text: 'There are currently no open items in need of your attention. Check back often for updates.' and a 'Display hidden items' toggle.