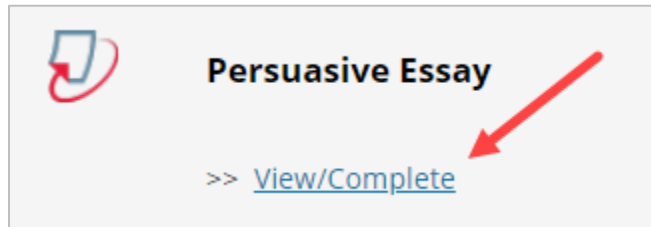


SUBMIT A TURNITIN ASSIGNMENT

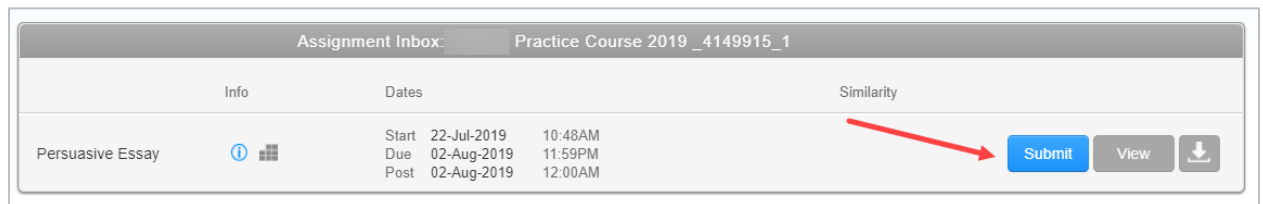
Turnitin is a service used to verify the originality of student work. Your instructor may ask you to submit a Turnitin assignment in ulearn.

Instructions

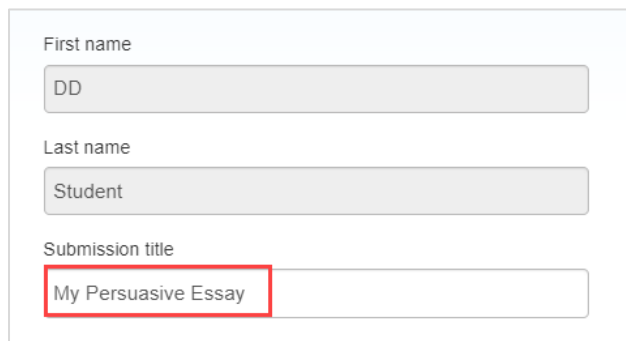
1. Navigate to the Turnitin assignment in ulearn and click **View/Complete**.



2. Click the **Submit** button.

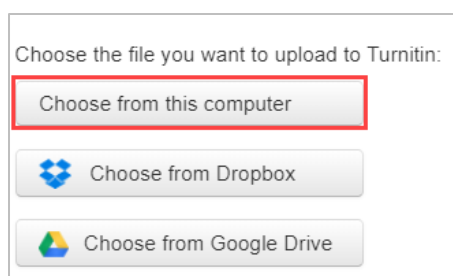


3. Enter a title into the **Submission title** text box.



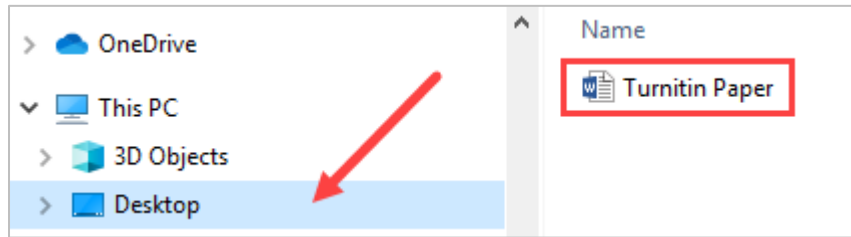
A screenshot of the Turnitin submission form. It has three text input fields: "First name" with "DD", "Last name" with "Student", and "Submission title" with "My Persuasive Essay". The "Submission title" field is highlighted with a red border.

4. Click **Choose from this computer** to locate the file to upload. Files can also be uploaded from a Dropbox or Google Drive account.



5. Select the file from your desktop or other location and **double click** it.

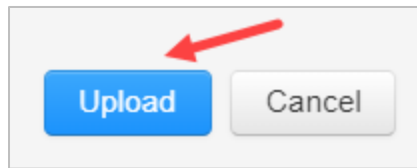
SUBMIT A TURNITIN ASSIGNMENT



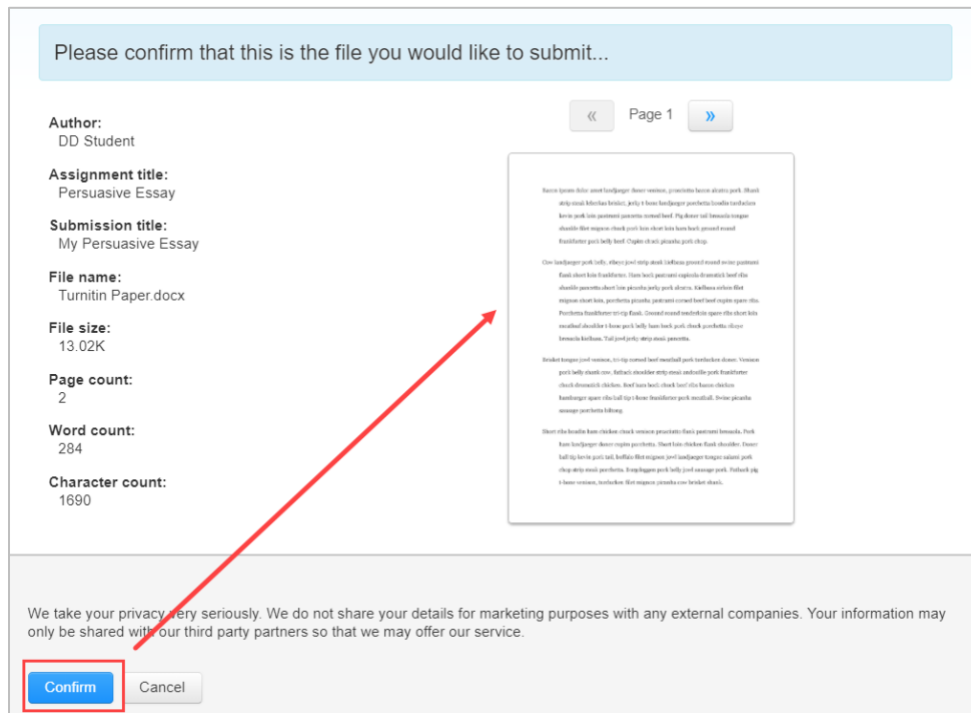
Note:

Turnitin will accept files from Microsoft Word, Excel, PowerPoint, WordPerfect, Post Script, PDF, HTML, RTF, OpenOffice (ODT), Hangul (HWP), Google Docs and plain text.

6. Click **Upload**.



7. Verify the correct file has been submitted and click **Confirm**. You must click confirm or your paper will not be submitted.



SUBMIT A TURNITIN ASSIGNMENT

- The Turnitin assignment has been successfully submitted. You will also be emailed a receipt. Please keep this email.

Congratulations - your submission is complete! This is your digital receipt. You can print a copy of this receipt from within the Document Viewer.

« Page 1 »

Author:
DD Student

Assignment title:
Persuasive Essay

Submission title:
My Persuasive Essay

File name:
Turnitin Paper.docx

File size:
13.02K


Page count:
2

Word count:
284

Character count:
1690

Submission date:
30-Jul-2019 11:02AM (UTC-0400)

Submission ID:
1156237260



Small text area containing a document preview or receipt details.