

VIEWING TURNITIN INSTRUCTOR FEEDBACK

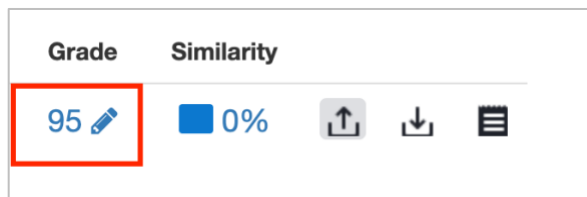
Your instructor may leave feedback for you in Turnitin. Follow the instructions below to view the feedback on Turnitin assignments.

Instructions

1. To view instructor feedback on a submitted Turnitin assignment, navigate to the assignment in your course and click the link for it.



2. Click the **grade entered** by your instructor under the Grade heading. Viewing the submission opens it in a new browser window.



Note:

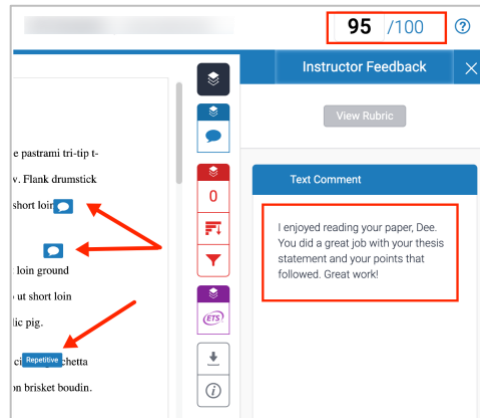
You will only be able to see instructor comments and remarks after the Feedback Release Date. Contact your instructor if you cannot see any feedback. They may need to adjust the Feedback Release Date.

Feedback Release Date

09 Feb 2022 00:00 EST

3. Your grade on the assignment is listed in the top right corner of your screen. Instructor feedback is visible on the right side of the screen. Grademarks are left on the paper in the left-most screen. Click on the blue bubble comment to read notes your instructor left on the paper.

VIEWING TURNITIN INSTRUCTOR FEEDBACK



If a rubric is attached to the assignment, you can view it by clicking on **View Rubric**. Scores are assigned using the rubric displayed.

Note:

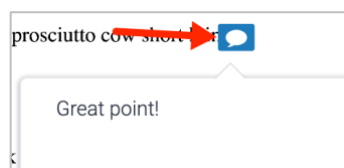
If there is no rubric attached to the assignment, you will not be able to click on the **View Rubric** button.

If your instructor has left overall Voice and/or Text comments these are also located on the right side of the screen

Note:

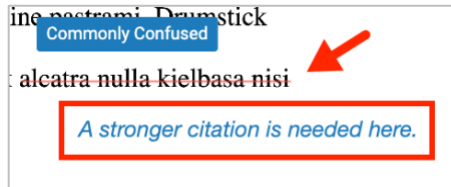
Not all instructors use Voice comments. If your instructor has left a Voice comment, you will be able to click on the play button to hear it.

- Comments are found in blue boxes throughout the assignment. An instructor may highlight text and add a comment related to it. Click on a blue comment box to view the instructor's comments.



Your instructor can also strike through text, make an inline comment, or leave a QuickMark on your paper. QuickMarks are abbreviated pieces of feedback located in dark blue boxes that can be applied to multiple parts of your paper.

VIEWING TURNITIN INSTRUCTOR FEEDBACK



5. You have the option to save the original or annotated submission as a PDF by clicking the **download icon** (arrow pointing down) from the menu in the center of the screen.



6. When you are finished reviewing instructor feedback, close the Turnitin Feedback Studio browser window to return to ulearn.