

WILDCAT ROOM SELECTION

Phase 2 guide: Room Selection



JOHNSON & WALES
UNIVERSITY

Housing Selection Occurs in 2 Phases.

- Phase 1 is all about you, your preferences and your potential roommates!
- Phase 2 is where you will select your room and meal plan!



This guide is intended to help you navigate through Phase 1: the Application

The screenshot displays the JWULink dashboard. On the left, there are two main sections: 'Shortcuts' and 'Tools'. The 'Tools' section is expanded to show 'Campus Life', which is highlighted with a yellow arrow. Under 'Campus Life', the 'Wildcat Housing System' is circled in yellow. The main content area shows an 'Activity' feed with a post from 'Providence Student Academic Services' titled '60-second Tip of the Week' about GPA. The right sidebar contains an 'Activity Feed' and a 'Connect Account' button for Microsoft.

- Start the housing application through JWULink
- Navigate to: Tools > Campus Life > Wildcat Housing System

Starting Your Housing Application

WELCOME TO THE HOUSING PORTAL!

Marina, on behalf of Residential Life at Johnson & Wales University, welcome to Wildcat Housing!

Living on campus means much more than a place to store your belongings, study, and sleep. There is a world of opportunity within your residence hall and around campus for you to explore, and Residential Life connects you to it all.

Whether it's a movie night with friends and neighbors in one of our lounges, a volunteer opportunity with a local charity, or a study session with your favorite professor, you are sure to find activities that will both interest and enrich you just outside your door. And you'll meet a myriad of students from different parts of the country (and the world) along the way—all within the comfort of a close-knit on-campus community.

Our staff is available to help you transition to college, locate campus resources, engage in campus life, and ensure you get the most out of your experience.

We hope you'll feel right at home at JWU.

NAVIGATION

 HOUSING APPLICATION

 WAITLIST REQUEST

 CONTRACT RELEASE

FORMS

 MEAL PLAN CHANGE

 PET & ANIMAL FORM

 FERPA RELEASE

Click *Housing Application* to begin.

Select **Upcoming Academic Year**



Upcoming Academic Year

Use this application to apply for on-campus housing for the entire academic year - both the **Fall** and **Spring** semesters. This means that the Housing Contract you will sign and the room you will select will be yours for the entire year, until Move Out in May.


Note: If you plan to only live on campus for the Fall semester there will be a formal process in December which will allow you to be released from your Housing Contract for the spring semester. The only reasons this would be approved are:

- December Graduate
- Internship outside of Providence
- Study Abroad outside of Providence


[CONTINUE MY APPLICATION FOR HOUSING](#)

Wildcat Housing Portal Checklist

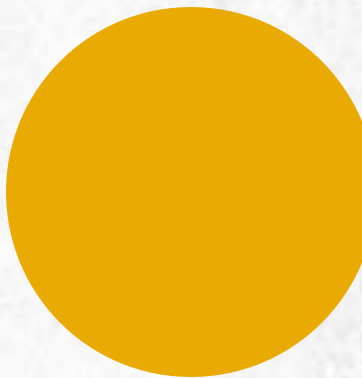
- ✓ 1 | Housing Application Welcome
- ✓ 2 | Demographic Information
- ✓ 3 | Housing Accommodations
- ✓ 4 | Special Room Preferences
- ✓ 5 | Submit Application
- ✓ 6 | Application Status
- ✓ 7 | Welcome to Housing Selection!
- 9 | Meal Plan Selection
- 10 | Housing Contract



Grey circle with black check mark indicates page is complete!
This page may still be viewable.



Blue circle indicates the page you are currently on



Gold circle indicates an upcoming step that may not be available yet.

Wildcat Housing Selection Email Communication

Dear

Thank you for completing your *Upcoming Academic Year Housing Application*; we're so excited to have you join us on campus this year!

PLEASE CAREFULLY REVIEW THE INFORMATION BELOW IN ITS ENTIRETY AND CONTACT US WITH ANY QUESTIONS!

YOUR ROOM SELECTION TIMESLOT

Beginning on **July 19 at 03:15 AM EST**, you can log into the Housing Portal to choose your room assignment, select a meal plan, and sign the Housing Contract. *Remember, your date and time of selection has been randomly assigned.*

Once your Timeslot begins, or anytime thereafter, you can click the button below, login to the Housing Portal and navigate back into your Housing Application to begin.

[HOUSING PORTAL](#)

Selection Timeslots are **RANDOMLY** assigned

You will receive an email with a date and time indicating when room selection is available to you.

Beginning the Room Selection Process

The screenshot shows the JWU Housing website interface. At the top is the JWU logo and 'JWU HOUSING' text. Below that is a navigation bar with a '31' notification badge, a menu icon, and a 'Log Out' link. The main content area features a yellow background with a dark blue header for 'Upcoming Academic Year'. The text explains that the application covers both Fall and Spring semesters. A note mentions a December process for those planning to leave campus. A list of reasons for approval is provided. A blue button labeled 'CONTINUE MY APPLICATION FOR HOUSING' is circled in blue.

Upcoming Academic Year

Use this application to apply for on-campus housing for the entire academic year - both the **Fall** and **Spring** semesters. **This means that the Housing Contract you will sign and the room you will select will be yours for the entire year, until Move Out in May.**

Note: If you plan to only live on campus for the Fall semester there will be a formal process in December which will allow you to be released from your Housing Contract for the spring semester. The only reasons this would be approved are:

- December Graduate
- Internship outside of Providence
- Study Abroad outside of Providence

CONTINUE MY APPLICATION FOR HOUSING

Click "Continue My Application for Housing" to be brought to Phase II - Room selection!

Searching for Rooms

Use room filters to find your preferred room type. If no results are found, too many filters may be checked off, or those room types are no longer available. Restart your search to find more rooms if this happens.

REMINDER: RENAISSANCE IS NOT AVAILABLE IN 2022-2023

Room Types








- 3-Person Apt
- 4-Person Apt
- 4-Person Suite
- Common Bath Double
- Common Bath Single
- Common Bath Triple
- Private Bath Double

Locations

- East Hall
- Harbor View
- McNulty Hall
- Snowden Hall
- South Hall
- West Hall
- Xavier Hall

Room Attributes

- Gender Inclusive
- Pet Friendly

 <p>MCN102</p> <p>2  \$6,867/semester Private Bath Double DynamicGender</p> <p>No Roommates are assigned</p> <p>Show Room Info</p> <p>ADD TO CART</p>	 <p>MCN103</p> <p>2  \$6,867/semester Private Bath Double DynamicGender</p> <p>No Roommates are assigned</p> <p>Show Room Info</p> <p>ADD TO CART</p>	 <p>MCN104 GI </p> <p>2  \$6,867/semester Private Bath Double Gender Inclusive CoEd</p> <p>No Roommates are assigned</p> <p>Show Room Info</p> <p>ADD TO CART</p>
---	---	--


Viewing Room Details

ROOM INFORMATION

East 114 is located in **East Hall** and is a **Common Bath Double**. Below is a table listing each bed in the room, as well as if there is a student already assigned to one of them.

PLEASE NOTE: When you're selecting as part of a roommate group, **you MUST make sure the room has enough empty beds to house everyone in your group** that you'd like to place. If you are a group of three and you select a room with only two available beds in it, one member of your group will be left without a room!

Bed	First Name	Last Name	Gender	Age	Profile
East 114					
East 114					



CUE114

2 

\$6,561/semester

Common Bath Double

DynamicGender


No Roommates are assigned

[Show Room Info](#)

Clicking *Show Room Info* will show the room number, individual beds and assignments, specific room attributes (ex. pet friendly, gender inclusive) and roommate information. To find out more about the roommate assigned to this room, click on their profile!

Selecting a Room & Adding in Roommates From a Roommate Group

1



HSP209

2

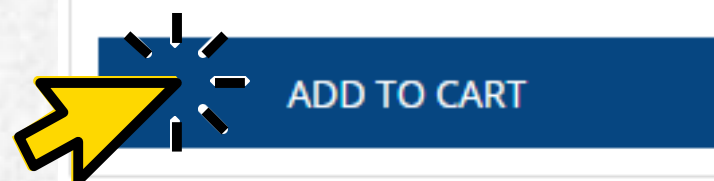
\$6,867/semester

Private Bath Double

DynamicGender

No Roommates are assigned

Show Room Info



2


ASSIGNING OPEN BEDS

On this page, you can do up to two things:

1. You can assign yourself to an open bed by selecting from the drop down located within the card with your name on it.
2. If you are part of a Roommate Group and are selecting on behalf of your Group members, you will be able to assign them to any open beds leftover in the room you selected.

If you have 3 friends in a Roommate Group and the room you selected has only 1 open bed, you will be able to assign only one of your friends to the bed. The other two will need to wait until their timeslot(s) are open to select from other available spaces.

NOTE: If you are not part of a Roommate Group OR if there are no more open beds in the room you selected, you will only see one card with your name in it.



.Kelley .Martin

Age: 42 | Gender: Female

Select Bed

- Select Bed
- HSP209(3 total spaces, 2 available, 1 unavailable)
- Harbor View 209
- Harbor View 209

MY ROOMMATES

Below are your current roommates. You can assign beds to all of them.

Age: 29 | Gender: Female

Select Bed

Only accepted roommates will show in this step!

3



After selecting the room, use the drop down menus to select beds for yourself and your roommate!

Accepting an Offer From a Roommate

An email will be sent from JWU Housing once your roommate has picked for you in the housing portal. Once your selection timeslot opens, you will be able to log in and confirm the room assignment, choose your meal plan, and sign the housing contract. If you try and sign in to complete this process before your timeslot opens, the system will not allow you to do so.

Confirm or decline the room offer from the tentative assignment page.



Dear

A room has been selected for you through the online housing application by a member of your roommate group. Please review the information below about the room that has been selected for you. To finalize your room or cancel this room to select a different assignment, simply log into your online housing application and complete the series of steps presented to you including verifying your room, selecting a meal plan and completing the housing contract.

Room and Board Status

Hall: Harbor View

Room Number: Harbor View 209

Room Type: Private Bath Double

If you have any questions, please do not hesitate to contact Providence Campus Housing at housing.PVD@jwu.edu.



- ✓ 1| Housing Application Welcome
- ✓ 2| Demographic Information
- ✓ 3| Housing Accommodations
- ✓ 4| Special Room Preferences
- ✓ 5| Submit Application
- ✓ 6| Application Status
- ✓ 7| Welcome to Housing Selection!
- ✓ 8| Tentative Assignment

TENTATIVE ASSIGNMENT

Congrats, it looks like you've already been assigned a room! Please carefully review the information below before continuing. If you have questions, you may contact Residential Life at reslife.pvd@jwu.edu or (401) 598-1141.

Your tentative assignment is Harbor View 209, which is a Private Bath Double located in Harbor View. We always recommend you speak with Student Financial Services to see how the room rate - \$6,867/semester - may affect your financial aid package.

NEW ROOMMATES

HSP209-1: .Kelley .Martin | **Email:** reslife.pvd@jwu.edu

Select Next Step:

Please select next step ▼

Please select next step

Decline Room

Confirm Room

CHOOSE & CONTINUE

Selecting a Meal Plan

✓ 1 | Housing Application Welcome

✓ 2 | Demographic Information

✓ 3 | Housing Accommodations

✓ 4 | Special Room Preferences

✓ 5 | Submit Application

✓ 6 | Application Status

✓ 7 | Welcome to Housing Selection!

○ 9 | Meal Plan Selection

● 10 | Housing Contract

Meal Plan Selection

Use the dropdown below to select your meal plan.

New students in Providence can choose:

- 14 Meals/wk *and* \$300 Flex/yr
- 18 Meals/wk *and* \$150 Flex/yr

If you are an upperclass student, you can choose from:

- 115 Meals *and* \$150 Flex/yr for \$1,305/semester
- 10 Meals/wk *and* \$300 Flex/yr
- 14 Meals/wk *and* \$300 Flex/yr
- 18 Meals/wk *and* \$150 Flex/yr
- No Meal Plan

Academic Year 2022-2023:

(Please Select Meal Plan) ⓘ

(Please Select Meal Plan)

14 Meals/wk & \$300 Flex/semester

18 Meals/wk & \$150 Flex/semester

CONFIRM MEAL PLAN & CONTINUE

Use the drop down menu to select a meal plan then click confirm meal plan and continue.



Signing the Housing Contract

- ✓ 1| Housing Application Welcome
- ✓ 2| Demographic Information
- ✓ 3| Housing Accommodations
- ✓ 4| Special Room Preferences
- ✓ 5| Submit Application
- ✓ 6| Application Status
- ✓ 7| Welcome to Housing Selection!
- ✓ 9| Meal Plan Selection
- 10| Housing Contract

JOHNSON & WALES UNIVERSITY JWU RESIDENTIAL LIFE ROOM TERMS AGREEMENT

I ("Student") am entering this Amended Room Terms Agreement ("Agreement") freely and voluntarily after having fully read and understood this Agreement. This Agreement is for any arrangement by which Student resides in Johnson & Wales University (JWU) apartments, dormitories, residence halls, or any other JWU-arranged or JWU-provided housing during any time of the year ("Housing").

Upon clicking "Sign Contract" below, I acknowledge and accept the terms of this Agreement in its entirety.

1. **Applicability.** I understand and accept that for as long as I am in attendance at the university I will be responsible for room and meal (if applicable) charges for the entire period (whether the summer or the academic year) to which I have committed to reside in JWU Housing, even if I decide not to occupy the room or to utilize the dining facilities for whatever reason, voluntary or involuntary (except as otherwise expressly provided in this Agreement).
2. **Failure to Meeting Payment Deadline.** I understand and accept that the university will send me an invoice identifying my financial obligations and the payment deadline. I understand and accept that I must meet the university's payment deadline in order to retain my room assignment and that failure to fulfill financial obligations to the university by the payment deadline will result in a hold placed on my student account and removal of my room assignment. I understand that my original or preferred room assignment is not guaranteed.
3. **Room Forfeiture.** I understand and accept that if I fail to occupy my assigned room by the first day of classes, I will forfeit my assigned room unless I have received written approval from Residential Life to retain

Review the housing contract
before signing at the bottom of
the page.
You may then continue on to
confirm your selections.

Congratulations Wildcat, you have completed housing selection! Welcome Home!

SELECTION COMPLETE!

Congratulations on completing the Housing Application and selecting your room assignment and meal plan. You are all set to arrive this Fall and we can't wait to have you on campus! You are always able to revisit this page by opening your Academic Year: [Housing Application](#). Here, you'll find details about your room assignment, your meal plan, and your roommates.

If you have questions, or need to contact us, you can reach Residential Life by emailing reslife.pvd@jwu.edu or calling (401) 598-1141.

ROOMMATE INFORMATION

Bed	First Name	Last Name	Profile	Contact
Harbor View 209			View Profile	Send Message
Harbor View 209	.J		View Profile	Send Message

MEAL PLAN INFORMATION

you have selected **No Meal Plan**

CHECK-IN BARCODE

Below you'll find your check-in barcode. To ensure a quick and easy check-in experience, be sure to have this ready when you arrive to campus.



Return to this page to view any changes to your roommates or to send them messages! A copy of this page will be sent to your student email account.

Contact us! We are here to help!

Call our office at 401-598-1141

or

Email: reslife.pvd@jwu.edu



RESIDENTIAL LIFE

