

RESIDENTIAL LIFE

MOVE-IN GUIDE

FALL 2022



WELCOME HOME WILDCATS!

Welcome Home, Wildcats!

Welcome to JWU Charlotte! My staff and I are preparing for your arrival and can't wait to welcome you HOME!

Living on campus provides endless opportunities for getting involved, having fun, and making friends. Our on-campus community is centered around supporting your personal growth and academic success as a JWU Charlotte Wildcat. Our mission is to continue fostering a vibrant living and learning community that cultivates personal development, celebrates diversity, promotes leadership, and enhances the educational experience of each resident.

This guide was designed to help you settle into your new home. As you prepare for the big move, please familiarize yourself with our facilities, policies, and move-in procedures. Spend time thinking about how you will customize your space for comfort and success. Maintaining a safe and healthy environment is a shared responsibility. Let's all do our part to make sure that we protect ourselves and our fellow Wildcats.

I wish you the very best as you begin your collegiate career and look forward to having you as a positive and productive citizen of the JWU Charlotte Residential Community!

Dr. Shannon Coleman
Director of Residential Life



TABLE OF CONTENTS:

BEFORE YOUR ARRIVE.....	3
Packing Checklist	
How Big is Your Bed?	
What is Included in Your Room?	
Renter's Insurance	
MOVE IN DAY.....	4
Registering for Check-In	
Checking In	
Arrival and Unpacking Belongings	
IMPORTANT DATES.....	5
Move-In Days	
Residence Hall Meetings	
WHAT'S IN YOUR HALL.....	6
Front Desk	
Laundry Facilities	
Mail Services	
Safety & Security	
YOUR ROOMMATE.....	7
Family	
Interests	
Negotiables	
Destiny	
WHAT TO/NOT BRING.....	8-9
CHANGING ROOMS.....	10
FOR THE PARENTS.....	11
CAMPUS MAP.....	12

RESIDENTIAL LIFE STAFF



Dr. Shannon Coleman
Director of Residential Life



Jerel McDaniel, M.Ed.
Associate Director of Residential Life
for Community Standards



Michael Martin
Residence Director
Cedar Hall North, First Year



Collins Cornwell, M.Ed.
Residence Director
Cedar Hall South, Upperclassmen



Ty'Quisha Bullock
Residential Life Coordinator






BEFORE



YOU



ARRIVE



Packing Checklist

Your assigned on-campus space is your home away from home. We encourage you to make it your own by filling it not only with necessities but also with personal items to add comfort and style. Appropriate decorations are allowed and encouraged.

Remember to review the What to Bring/What NOT to bring list during your packing process.



How Big is Your Bed?

Cedar Halls North & South are equipped with twin XL beds. Bed risers are not permitted in Cedar Hall North & South, but bed frames can be adjusted for extra space.



What is Included in Your Room?

- 2 Twin XL Beds
- 2 Desks
- 2 Desk Chairs
- 2 Dressers
- 2 Closets
- Window with Window Shade
- Wi-Fi
- MicroFridge (combination microwave and mini-refrigerator/freezer)



Renters Insurance

We encourage residents to obtain renters insurance for their personal property. Neither Johnson & Wales University - Charlotte nor the Office of Residential Life provide renters insurance or assumes responsibility for property that is damaged, lost, or stolen. The resident is responsible for obtaining insurance through a company of their choice.

Check out this Renter's Insurance brochure provided by NSSI:

<https://www.nssi.com/marketing/NSSIBiFold.PDF>





MOVE-IN DAY

The day has finally come to move into your new home away from home! We want to make this a fun and stress-free day to kick off the semester. Our move-in process will take place over two days, one day for new residents and one day for returning residents.

The check-in process will be broken up into two parts: a centralized check-in and moving into your housing assignment. Each resident is only permitted to have 3 guests assist during the move-in period. Guests are not permitted to stay overnight.

1 Registering for Check-In

We will require that each resident register for a move-in time slot. You can select a move-in time through the Wildcat Housing System in your 2022-2023 Housing application.

Early check-in must be requested and approved by the Office of Residential Life. The Early Arrival Form has been emailed to residents.



2 Checking In

Friday, August 26th: The housing check-in process will be located in Parking Lot A. To check-in, you will need to:

1. Arrive 15 minutes prior to your registered move-in time.
2. Enter the parking lot from [South Cedar Street](#). There will be an officer present to direct traffic.
3. Show your JWU ID or a photo ID & a negative COVID test.
4. Complete check-in verification and sign the roster.
5. Receive your key packet and important information regarding residential living.

Saturday, August 27th: The housing check-in process will be located in Parking Lot A. To check-in, you will need to:

1. Arrive 15 minutes prior to your registered move-in time.
2. Enter the parking lot from [West 4th Street](#).
3. Show your JWU ID or a photo ID & a negative COVID test.
4. Complete check-in verification and sign the roster.
5. Receive your key packet and important information regarding residential living.

3 Arrival and Unpacking Belongings

After you receive your key packet from the Residential Life staff, you will proceed to the designated unloading zone. You will have 30 minutes to unload your vehicle. Once you have unloaded, you will be directed to the Cedar Street Parking Deck until the conclusion of move-in.

There will be volunteers to assist with unloading your vehicles, so we recommend putting labels on your items so they do not get mixed with other residents' items.



IMPORTANT DATES

8/26

NEW & TRANSFER STUDENT MOVE-IN

Cedar Halls North
8am-5pm

WELCOME HOME KICKOFF

Res Hall Quad

8pm

**For new & transfer students.*

8/27

RETURNING & TRANSFER STUDENT MOVE-IN

Cedar Hall South
8am-5pm

8/28

RES HALL MEETING

Wildcat Center Gym
3:15pm

**Attendance is mandatory for all residential students.*





Front Desk:

Each residence hall features a front desk where helpful services are provided. Staff members, Resident Assistants and Desk Assistants welcome guests, answer questions, and assist with safety measures. At the front desk, residents can offer suggestions, register concerns, learn how to submit a work order, inquire about upcoming events, and more. Get to know the staff and know that they are there to help.

Laundry Facilities

Laundry facilities are provided for your convenience in Cedar Halls North and South on each floor. Laundry costs are pay-per-use at the expense of the residents. All machines accept debit and credit cards only.

Don't forget to pack your detergent and other laundry essentials.

Safety & Security

All entrance doors are secured with card readers and cameras. Your JWU ID card will allow access to your assigned residence hall. Please keep your hall secure by meeting your guests at the door and not allowing others to follow you inside upon entering.

Remember to lock the door to your room every time you leave and ensure your suite door is properly closed.

Mail Services

Mailboxes are provided for each student in our residence halls. Each resident will be provided a key which you will need to keep in a safe place. If the key is lost or misplaced, come to the front desk and let us know right away! Students will be charged \$50.00 for replacement mailbox keys.

Do not send mail or packages prior to your move-in date. Residential Life will only accept items for students who have officially checked in and are actively residing in the building.

You will receive your mailbox number on move-in day during the check-in process.

The mailroom will officially open on Monday, August 29th.



FIND YOUR ROOMMATE

Whether your roommate is already an acquaintance or someone you just met, it is important to communicate effectively and learn to solve problems early on.



Use **FIND** as a method for communicating and getting to know your roommate and suitemates.

- F Family**
Who you know and love best makes for a great starter topic when getting to know your roommate.
- I Interests**
Share your hobbies and passions from the start. You may find that you have more in common than you think!
- N Negotiables**
Discuss your biggest pet peeves and determine each of your negotiables/non-negotiables to avoid potential conflicts.
- D Destiny**
Share what each of you hopes to accomplish at JWU Charlotte and in life. Discuss your majors, classes, and dreams. Strive to support one another in accomplishing your goals.

WHAT TO BRING

- Bedding (XL Twin Sheets)
- Pillow(s)/Pillowcases
- Blanket/Comforter
- Curtains
- Area Rugs/Floor Mats
- Shower Curtain, shower liner and hooks
- Bathroom Mats
- Towels/Washcloths
- Iron with Auto Shut-Off & Ironing Board
- Broom and/or mop
- Vacuum (if you have an area rug)
- Cleaning Supplies
- Laundry Basket
- Laundry Detergent (Pods Preferred)/Fabric Softener/Dryer Sheets
- Hangers
- First-Aid Kit
- Sewing Kit
- Personal Hygiene Items
- Medication
- Toilet Tissue
- Paper Towels
- Hair Dryer
- Television/streaming device
- Stereo/DVD & music
- Computer/Laptop
- Desk Lamp
- Surge Protectors (Grounded)
- Trash Can
- Alarm Clock
- Calendar/Planner
- School Supplies
- Mini-Keurig and K-cup pods
- Pictures/Posters for room





- Kitchen Appliances (hot plates, rice cookers, Crock Pots, toasters, toaster ovens, electric skillets, coffee makers without auto-shut offs, George Foreman grills, Instant Pots, popcorn makers, deep fryers, waffle makers)
- Second Hand Furniture
- Halogen style lamps, oil lamps, and lava lamps
- Candles and Wax Warmers (not even for decoration)
- Incense
- Irons without automatic shutoff
- Extension cords
- Personal refrigerators and microwaves
- Pets (unless approved by Residential Life)



CHANGING YOUR ROOM

Room changes can not be considered until move-in has been completed for the semester.

According to Residential Life records, suites are to be occupied only by the person(s) properly assigned to them.

Room changes are permitted after the first three weeks of every semester. This is what is called a three-week moratorium or “housing freeze.” Residential Life requires this time period to confirm who resides in each campus residential space and make any necessary administrative moves.

After the three-week period, Residential Life will notify residents via email of the room change process and period for room changes. The Residence Director of the residence hall will review each request to determine if the change is possible.

Please note: Unauthorized room changes (including relocating within the same suite) are considered a violation of the Student Code of Conduct. Students found in violation will be subject to review through the student conduct process and may be required to relocate back to their original assignment.



FOR THE PARENTS



10 Tips for Supporting Your Student

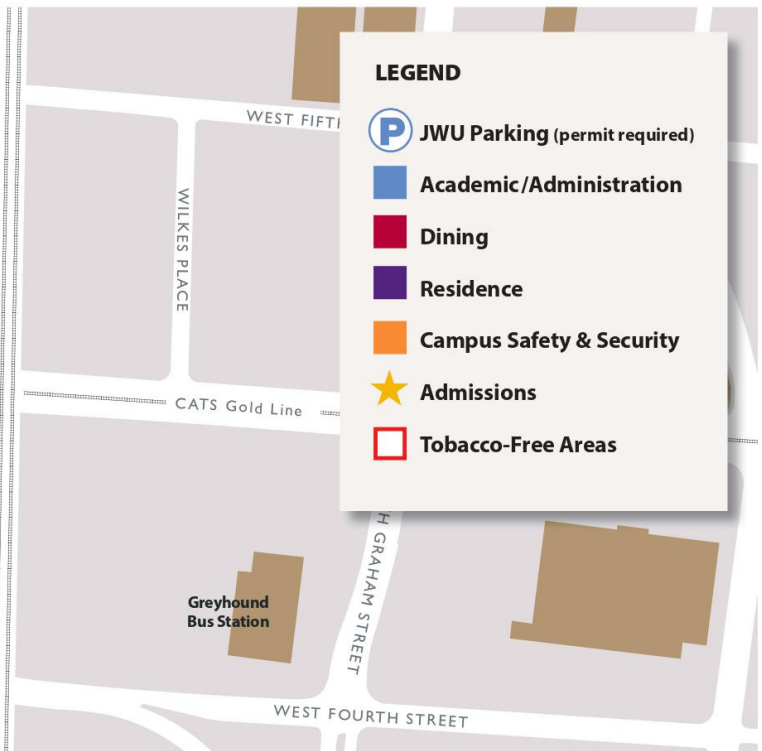
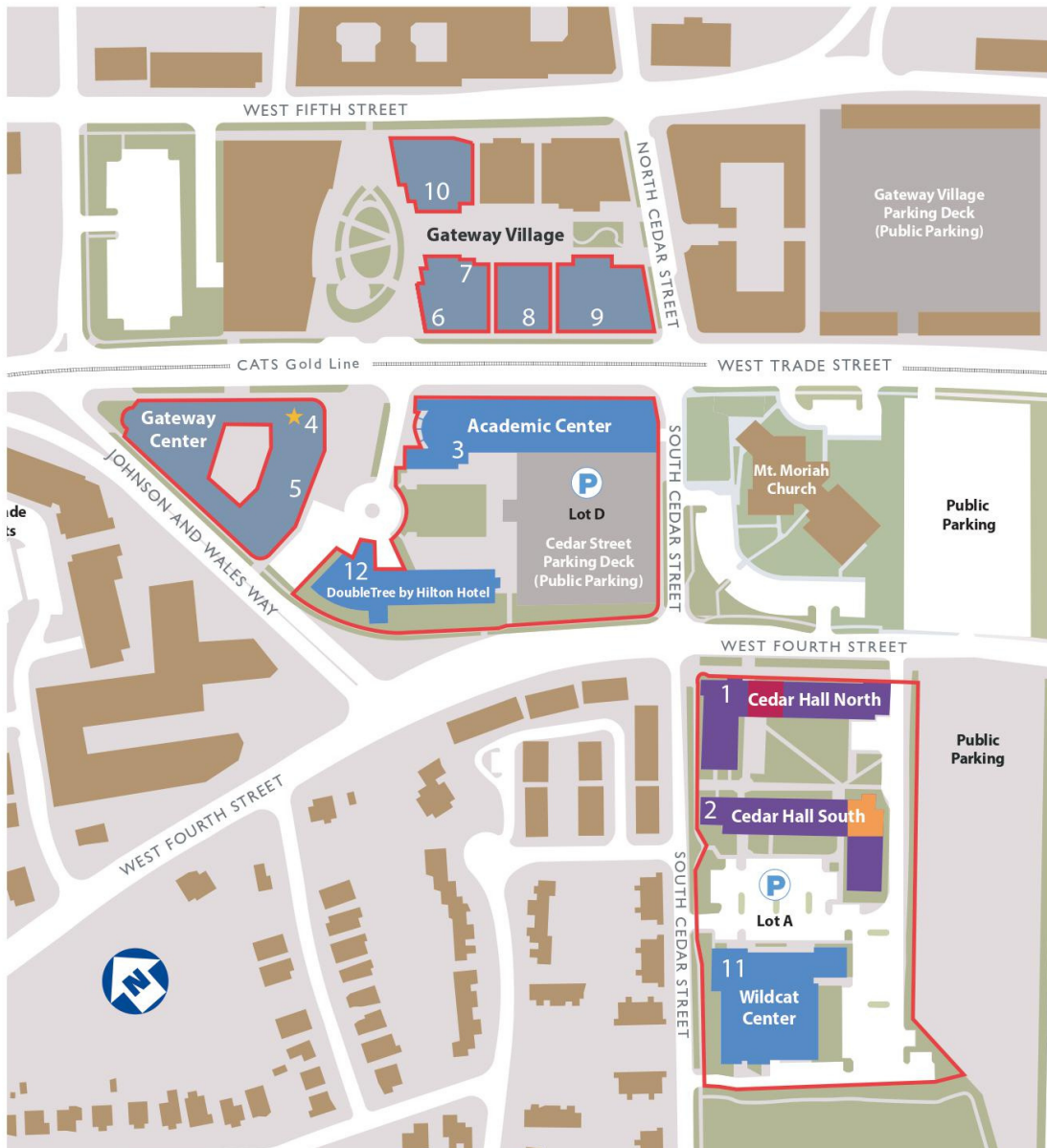
1. Encourage students to ask questions and solve problems
2. Ask students what they think they should do
3. Send positive messages about your pride in their efforts
4. Encourage developing new friendships at JWU Charlotte
5. Always suggest consulting with a staff person for advice and resources...Have you talked to your RA or RD about it?
6. Help your student understand that the Family Educational Rights to Privacy Act (FERPA) does not allow you access to their educational files or to handle situations for them.
7. Suggest talking with roommates about problems (in person) as it relates to sharing space
8. Encourage your student to get involved in campus events
9. Please encourage them to find a great place they feel comfortable studying
10. Please encourage them to work toward balance concerning diet, sleep, exercise, and relaxation





CHARLOTTE CAMPUS MAP

JWU IS A TOBACCO-FREE CAMPUS.



LEGEND

- JWU Parking (permit required)
- Academic/Administration
- Dining
- Residence
- Campus Safety & Security
- Admissions
- Tobacco-Free Areas

BUILDING DIRECTORY

- 1 CEDAR HALL NORTH**
725 West 4th Street
Student Dining Center; co-curricular classroom; common and study rooms; front desk; game room; student kitchen; student residence facilities
- 2 CEDAR HALL SOUTH**
215 South Cedar Street
Campus Safety & Security; Counseling Services; Facilities Management; Residential Life; Student Affairs; Student Conduct; common and study rooms; front desk; game room; student kitchen; student residence facilities
- 3 ACADEMIC CENTER**
801 West Trade Street
Floor 1: Hance Auditorium; Receiving/Shipping; Storeroom; University Events Center (UEC)
Floor 2: Baking & pastry labs; Health Services
Floor 3: College of Food Innovation & Technology; culinary labs; Printing & Mailing Services
Floor 4: College of Hospitality Management; Information Technology; classrooms; commuter lounge; computer labs
Floor 5: Alumni Relations; Communications & Media Relations; Community Relations; Executive Office; classrooms; commuter lounge; science lab
- GATEWAY CENTER**
901 West Trade Street
4 ★ Suite 175
Admissions
- 5 SUITE 401**
Classrooms; conference room
- Suite 412**
Accounting; Human Resources & Payroll; Operations; Student Employment
- Suite 530**
Faculty offices (College of Business, College of Health & Wellness, John Hazen White College of Arts & Sciences)
- GATEWAY VILLAGE**
800 West Trade Street
6 SUITE 150
The Village Bookstore
- 7 SUITE 150-A**
Innovation and Entrepreneurship Center
- 8 SUITE 145**
Student Financial Services (SFS)
- 9 SUITE 130**
University Library; computer lab
- 10 SUITE 160**
Academic & Career Excellence Center (ACE)
- 11 WILDCAT CENTER**
235 South Cedar Street
Athletics; Student Engagement; fitness center; group fitness room; gymnasium; locker rooms; Wildcat Den
- 12 DOUBLETREE BY HILTON HOTEL CHARLOTTE**
895 West Trade Street
Guest rooms; outdoor pool (seasonal); business center; meeting space; Libations Kitchen & Bar; fitness center; electric vehicle charging stations; Hertz Car Rental on site

PARKING LOTS
LOT A: 725 West 4th Street
LOT D: 116 South Cedar Street

CAMPUS SAFETY & SECURITY
24 hours a day, 365 days a year
Cedar Hall South, Suite 113 (East breezeway)
980-598-1900
security.clc@jwu.edu
jwu.edu/charlotte/safety

